

# Snyder Labor Region

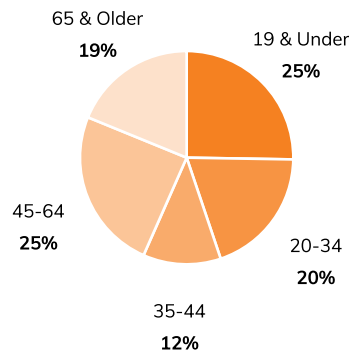
Counties: Borden (TX), Fisher (TX), Mitchell (TX), Nolan (TX), Scurry (TX)



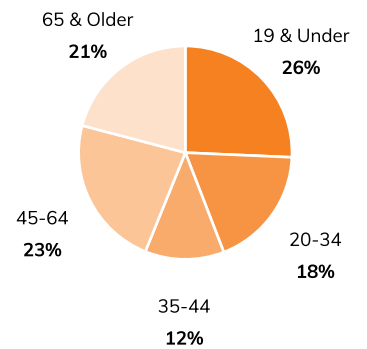
Source: ESRI®, 2020

## Population

### Population By Age 2020



### Population By Age 2025



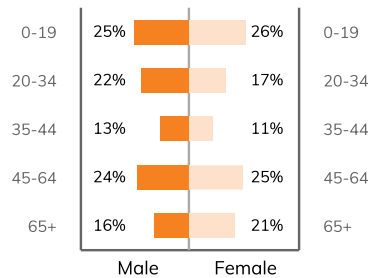
### Population Overview

Population 2020:	44,804
Population 2025:	44,176
Female Population 2020:	21,215
Male Population 2020:	23,589
Diversity Index:	69.6


### Population By Race

White:	76%
Hispanic or Latino:	39%
Some Other Race:	14%
Black or African American:	6%
Two or More Races:	3%
American Indian:	1%
Asian:	1%
Native Hawaiian or Pacific Islander:	Below 1%

### Age & Gender 2020




### Median Age 2020



### Households



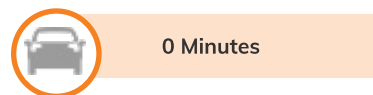
### Total Families



### Workforce

Total Workforce:	18,760
Employed:	92%
Unemployed:	8%

### Average Daily Commute



### Net Migration



## Housing Overview

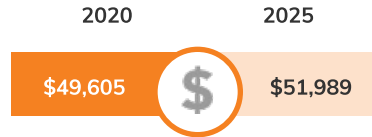
2020 Median Home Value:	\$84,481
2025 Median Home Value:	\$91,750
2020 Total Housing Units:	20,870
2020 Owner Occupied Units:	11,841
2020 Renter Occupied Units:	4,457
2020 Vacant Units:	4,572
2025 Total Housing Units:	20,864
2025 Owner Occupied Units:	11,642
2025 Renter Occupied Units:	4,457
2025 Vacant Units:	4,860

## Employment by Industry


Health Care/Social Assistance:	2,128
Educational Services:	2,084
Mining/Quarrying/Oil & Gas Extraction:	1,821
Retail Trade:	1,661
Construction:	1,465
Manufacturing:	1,186
Accommodation/Food Services:	1,089
Transportation/Warehousing:	1,028
Public Administration:	914
Other Services:	844
Agriculture/Forestry/Fishing/Hunting:	766
Finance/Insurance:	430
Utilities:	414
Professional/Scientific/Tech Services:	301
Admin/Support/Waste Management Services:	269
Wholesale Trade:	255
Real Estate/Rental/Leasing:	251
Arts/Entertainment/Recreation:	162
Information:	109
Management of Companies/Enterprises:	5

## Income

### Median Household Income



### Average Household Income



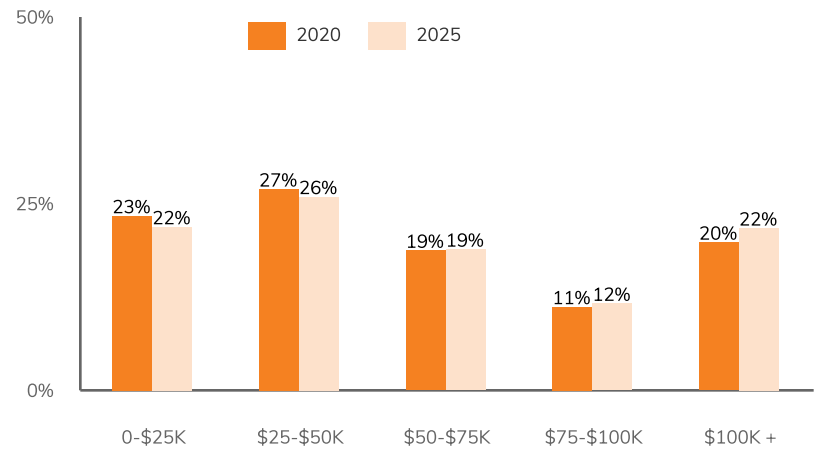
### Per Capita Income



### Income Growth

Per Capita Income Annual Growth Rate	1.59%
Median Household Income Annual Growth Rate	0.94%

## Household Income Distribution

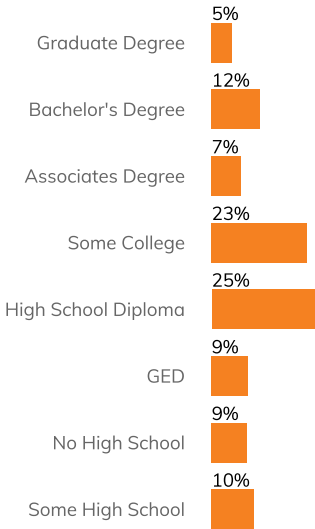


Education

Education Levels

Graduate Degree	1,497
Bachelor's Degree	3,614
High School Diploma	7,676

Education Attainment 2020



Source: ESRI®, 2020